

## Step 3

### Make Your Own Meme

#### Copy & use this checklist to make sure you complete all the parts:

Click the links to automatically jump to the section. / Haga clic en los enlaces para saltar automáticamente a la sección. / Nhấp vào liên kết để tự động chuyển đến phần. / Klike sou lyen yo pou ale nan seksyon an otomatikman / لنک پر کلک کریں۔ links حصے میں خود بخود کودنے کے ل

- A. Vocab Review
- B. Choose Your Image
- C. Write the Text for & Edit Your Meme
- D. Make a Caption
- E. Publish Your Meme
- F. Reflection
- You're Done!

#### Overview / Visión general:

- *In this final section you will be creating your own memes, using what you've learned, and sending them to Ms. Apt and your friends if you want.*

*En esta sección final crearás tus propios memes, usando lo que has aprendido, y enviándoselos a la Sra. Apt y a tus amigos si tengas las ganas.*

*Nan seksyon final sa a ou pral kreye mem pwòp ou yo, lè l sèvi avèk sa ou te aprann, ak voye yo bay madam Apt ak zanmi ou si ou santi ou renmen li.*

*Trong phần cuối cùng này, bạn sẽ tạo các meme của riêng mình, sử dụng những gì bạn đã học và gửi chúng cho bà Apt và bạn bè của bạn nếu bạn cảm thấy thích nó.*

*اس آخری حصے میں آپ اپنی یادداشتیں تشکیل دے رہے ہوں گے، جو آپ نے سیکھا ہے۔ اور اگر آپ چاہیں تو انہیں محترمہ اپٹ اور اپنے دوستوں کو بھیجیں گے۔*

#### A. Vocab Review / Repaso de vocabulario

##### ❖ Directions:

- Each of the terms below has the **wrong** definition. Using these incorrect definitions, in your notebook write down each of these words and match them with their correct definition onto the correct, or otherwise show that you know which word should be with which definition
- Cada uno de los siguientes términos tiene una definición errónea. Usando estas definiciones incorrectas, en su cuaderno escriba cada una de estas palabras y compárelas con su definición correcta en la correcta, o de lo contrario muestre que sabe qué palabra debería estar con qué definición
- Chak nan tèm ki anba yo gen definisyon ki mal. Sèvi ak definisyon sa yo kòrèk, nan kaye nòt ou ekri chak nan mo sa yo ak matche ak yo ak definisyon kòrèk yo

sou kòrèk la, oswa otreman montre ke ou konnen ki mo yo ta dwe ak ki definisyon

- Mỗi thuật ngữ dưới đây có định nghĩa sai. Sử dụng các định nghĩa không chính xác này, trong sổ ghi chép của bạn ghi lại từng từ này và ghép chúng với định nghĩa đúng của chúng vào đúng hoặc nếu không thì cho biết bạn biết từ nào nên dùng với định nghĩa nào

➤ مندرجہ ذیل ہر شرائط کی غلط تعریف ہے۔ ان غلط تعریفوں کا استعمال کرتے ہوئے، آپ کی نوٹ بک میں ان میں سے ہر ایک لفظ لکھ کر ان کی صحیح تعریف کو درست کے ساتھ ملا دیں، یا بصورت دیگر یہ ظاہر کریں کہ آپ کو معلوم ہے کہ کون سا لفظ ہونا چاہئے جس کی تعریف کے ساتھ ہونا چاہئے

Undocumented: People who have experienced violence from a family member or romantic partner

Incarcerated: The community of people who don't consider themselves only heterosexual or straight

Disabled: People without the papers/documents that make them a citizen or legal resident.

The LGBT community: People who work to take care of people and their health needs

Asian-Americans: People who are in prison or jail.

Victims of domestic abuse: People in the US who are from Asia, or the children/grandchildren of people from Asian

Healthcare workers: People with disabilities

*My community is \_\_\_\_\_. During the COVID-19 pandemic, they are struggling with \_\_\_\_\_.???*

## B. Choose your image / **Escoje su imagen de meme**

❖ **Directions:** Choose the image from the options below that you want to use to create your meme. As you do this, keep in mind:

- The community you chose to focus on in the previous part. Your meme should be about how these communities are being impacted by the coronavirus crisis.
- How a meme is catchy and interesting, but still understandable to a very wide audience.
- Inspiration from this instagram account: @covidmemes\_forolneyhighteens

- Mientras estés escogiendo su imagen, deberías...
- 1) Pensar en cómo un meme puede llamarse la atención y ser pegajoso, pero todavía comprensible para una audiencia bien amplia.
- 2) Acordarse de las comunidades de las cuales leíste sobre en la parte anterior. Tu meme debería tratarse de estas comunidades en cuanto a sus experiencias y relaciones con la crisis de coronavirus .
- 3) Puedas utilizar esta cuenta de instagram como un recurso para buscar ejemplos o inspiración para tu meme: [@covidmemes\\_forolneyhighteens](#)

[once we have collected memes from quiz in Step 1, we will update this part of the page with blank formats of the most popular memes students voted on]

*Example:*

I chose this format:



### C. Write the Text & Edit Your Meme

#### ◆ Directions:

- Write the text for your meme in your notebook. Make sure to keep in mind the information from the list above.
- **Ahora, escriba el texto de su meme en su cuaderno. Tenga la información del listado arriba en cuenta mientras esté haciendo su meme**

- Viết văn bản cho meme của bạn vào sổ ghi chép của bạn. Hãy chắc chắn ghi nhớ thông tin từ danh sách trên.
- Ekri tèks la pou mem ou nan kaye nòt ou. Asire w ke w kenbe nan tèt ou enfòmasyon ki nan lis ki anwo a.

➤ اپنی نوٹ بک میں اپنے میم کے لئے متن لکھیے۔ اس بات کو یقینی بنائیے کہ مذکورہ بالا فہرست سے حاصل کردہ معلومات کو ذہن میں رکھیے۔

### Un ejemplo puede ser

I...

...

miss when people treated Asian-Americans as people, not a virus

(What can I do to help?)

- ❖ **Directions:** Next, using Facebook Messenger or Snapchat, edit your meme with the new text you created. Make sure to save your finished product to your camera roll!

(My attempt at an example):



#### D. Make a Caption.

- ❖ **Directions: In your notebook, write a caption, including support information that you learned about in Part 2, Section E, of this unit.**

Ahora, en su cuaderno escriba la leyenda para su meme post. Se debe incluir algunos de los datos de apoyo de que aprendiste en la parte 2, sección E, de esta unidad.

Viết văn bản cho meme của bạn vào sổ ghi chép của bạn. Hãy chắc chắn ghi nhớ thông tin từ danh sách trên.

Ekri tèks la pou mem ou nan kaye nòt ou. Asire w ke w kenbe nan tèt ou enfòmasyon ki nan lis ki anwo a.

اپنی نوٹ بک میں اپنے میم کے لئے متن لکھیے۔ اس بات کو یقینی بنائیے کہ مذکورہ بالا فہرست سے حاصل کردہ معلومات کو ذہن میں رکھیے۔

- To incorporate this information, you can use the caption format below, or create your own. Para incorporar esta información, puedes empezar el formato de leyenda abajo

“The \_\_\_\_\_ community is exceptionally vulnerable in the face of the Covid-19 pandemic. To support the \_\_\_\_\_ community, go to \_\_ (website resource) \_\_\_\_\_ or share this \_\_ (petition, hotline, etc.) \_\_\_\_\_.”

#### E. Publishing your meme / Entregando su meme

- ❖ Once you have finished your meme, send it to us (or Ms. Apt) for posting on the Instagram account! Make sure to like & comment on your favorite memes that your classmates make!
- ❖ Una vez que haya terminado sus memes, envíenoslos (o a la Sra. Apt) para publicarlos en la cuenta de Instagram! Aseguráté que hagas un like o un comentario en los mejores de sus compañeros de clase
- ❖ Khi bạn đã hoàn thành meme của mình, hãy gửi nó cho chúng tôi (hoặc cô Apt) để đăng lên tài khoản Instagram! Hãy chắc chắn thích và bình luận về các meme yêu thích của bạn mà các bạn cùng lớp thực hiện!
- ❖ Yon fwa ou fini mem ou, voye li bay nou (oswa mesye Apt) pou afiche sou kont an Instagram! Asire ou ke ou renmen & kòmantè sou memes pi renmen ou ke kamarad klas ou fè!
- ❖ ایک بار جب آپ اپنا میم مکمل کر لیں تو ، ہمیں انسٹاگرام اکاؤنٹ پر پوسٹ کرنے کے لئے ہمیں (یا محترمہ آپٹ) بھیجیں! اس بات کا یقین کر لیں کہ آپ کے ہم جماعتوں نے بنائے ہوئے اپنے پسندیدہ میمز پر لائک اور کمنٹ کیا ہے!

## F. Reflection / Reflexion

- ❖ As a reflection activity send a voice message of yourself explaining why you made the meme you made, and why you made the decision you did, to Ms. Apt using Whatsapp.
  - You can use the format provided below
- ❖ Como actividad de reflexión, envíe un mensaje de voz explicando por qué hizo el meme que hizo, y por qué tomó la decisión que hizo, a la Sra. Apt usando Whatsapp.
  - Puedes usar el formato a continuación
- ❖ Khi một hoạt động phản ánh gửi một tin nhắn thoại của chính bạn giải thích lý do tại sao bạn thực hiện meme bạn đã thực hiện và lý do tại sao bạn đưa ra quyết định, cho cô Apt sử dụng Whatsapp.
  - Bạn có thể sử dụng định dạng được cung cấp dưới đây
- ❖ Kòm yon aktivite refleksyon voye yon mesaj vwa nan tè ou eksplike poukisa ou te fè mem ou te fè a, e poukisa ou te pran desizyon an ou te fè, ak mesye Apt lè l sèvi avèk Whatsapp.
  - Ou ka itilize fòm ki bay anba a
- ❖ عکاسی کی سرگرمی کی حیثیت سے اپنے آپ کو ایک صوتی میسج بھیجیں جس میں یہ بتاتے ہو کہ آپ نے اپنا کام کیا ہے ، اور آپ نے کیوں کیا فیصلہ ، محترمہ آپ کو واٹس ایپ کے ذریعہ استعمال کیا ہے۔
- ❖ آپ نیچے فراہم کردہ فارمیٹ استعمال کرسکتے ہیں

*“I liked this meme because \_\_\_\_\_. I decided to \_\_\_\_\_ because \_\_\_\_\_ . It makes me feel \_\_\_\_\_.”*

### An example of an appropriate meme



Post interface showing user avatars, names, and interaction icons (likes, replies, shares). The post is by covid19mutualaid, reposted from @chemical\_x0x0. It has 833 likes and 2 days ago.

Post by covid19mutualaid · Following · ...

Repost from @chemical\_x0x0 · 2d

asmakhan\_97 @iammrk · 2d · 1 like · Reply

erjngg ? ? ? ? ? ? ? · 1d · Reply

erjngg Seriously????? Coming from mutual aid for people of color????? · 1d · Reply

833 likes · 2 DAYS AGO

Add a comment... · Post



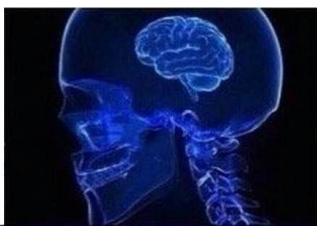


me:

government:

everyone in April:





JARE-CLARK.TUMBLR

Assign partners to students; students call one another to discuss each other's memes; then, write comments on each others memes discussing what they like about them.

Call script/prompts (person A and B switch roles).

1. A: Why did you choose your community?  
B: I chose my community because \_\_\_\_\_.
2. A: Why did you choose your meme format?  
B: I chose my meme format because \_\_\_\_\_.

3. A: What is your favorite part about your meme?  
B: My favorite part about my meme is \_\_\_\_\_.
4. ....

### **(Draft) General Chronology of Lesson for Step 3**

1. Review of favorite memes polled on Reba's Buzzfeed quiz ?  
→ reading *activity*?  
Show the now-empty meme formats from the favorites in the Buzzfeed quiz
2. "Teacher model" for making your own meme with these formats based on:
  - a) What you learned about memes in part 1 (what makes it funny or not)
  - b) The community that you researched in part 2 (how they are being impacted by Covid-19)  
→ vocab review *activity*?
  - Should model an instagram post (post image AND caption) for more writing opportunities
    - We can use [this instagram account](#) for the model and to post the finished memes → username: **covidmemes\_forolneyhighteens**  
password: **distancelearning**  
→ grammar *activity*?
3. Make your own meme!
4. Write your own caption
  - Possible caption format:  
The \_\_\_\_\_ community is exceptionally vulnerable in the face of the Covid-19 pandemic. To support the \_\_\_\_\_ community, go to \_\_ (website resource) \_\_\_\_\_ or share this \_ (petition, hotline, etc.) \_\_\_\_\_.
5. Send your meme and caption to us (or Ms. Apt) to post on the Instagram account  
Ideas for follow-up reflection which can integrate *speaking & writing* activities, depending on whether students have Instagram:
  - 6a. Direct Message your favorite memes among those your classmates created back to the **@covidmemes\_forolneyhighteens** account with a video of yourself (your face does not have to be in it) talking about why this was your favorite meme:  
I liked this meme because \_\_\_\_\_. It makes me feel \_\_\_\_\_.  
I would/would not share the meme or the resource in the caption
  - 6b. Assign partners to students; students call one another to discuss each other's memes; then, write comments on each others memes discussing what they like about them.

Call script/prompts (person A and B switch roles).

5. A: Why did you choose your community?  
B: I chose my community because \_\_\_\_\_.
6. A: Why did you choose your meme format?  
B: I chose my meme format because \_\_\_\_\_.
7. A: What is your favorite part about your meme?  
B: My favorite part about my meme is \_\_\_\_\_.
8. ....

Extra Ideas

- **Grammar:**
  - “When you’re \_\_\_\_\_”
  - “Me: \_\_\_\_\_ covid-19: \_\_\_\_\_”
  - Take a short meme you find and turn the sentence fragments on it into full grammatically correct sentences
  - Look at meme sentence fragments and identify what is “grammatically incorrect” or missing
- **Listening:**
  - Transcribe a Tik Tok
  - Read a meme aloud in English and have them figure out a way to explain the meme in Spanish, and then vice versa, is it still funny when translated
- **Writing**
  - Translate your favorite memes into English and vice versa
    - Does the humor/comedy translate well into another language, or no?
  - Response Prompt: How does what is considered funny change from one culture to another or from one friend group to another?
- **Speaking**
  - Meme read alouds, or make a tik tok in English ( i don’t know how tik tok works btw)
  - Try doing a funny voice in another language
    - When you read English memes in your head, what do they sound like
  - Communicative Discussion prompt: How would you describe memes to your parents or grandparents?
- **Reading**
  - Maybe have pairs do some of the meme readings that people are making and then have them summarize them and share them with the class
  - Find an interesting article about memes (e.g. the origin and history of a meme, the meaning of a meme), the summarize the key points and share what you learned with the class
- **Vocabulary**
  - (what is the vocab list for this unit?)
    - You could have student make memes with the vocab words, but that sounds forced to me honestly and would probably make things less fun for the kids

- (figure out some activity where memes teach us about English morphology, like are there differences in how Spanish memes are written versus English memes?)
- So the vocab list is on page three of Katie and Ruby's doc
  - There is also a separate set of vocab for Reba's thing (Elaine wants a few different thematic lists)
- Practice/production (**writing/grammar**): write your meme
  - From a variety of different pre-selected empty meme formats for students to select from, choose your meme format and write the text onto the meme (focusing on the topic you researched)
  - Write your own caption for the meme including one way to take action against the problem (petitions, mutual aid networks) from a pre-compiled list